



SimplyShade®

Isabela

Auto Tilt

8.5' Round / SSUSC45109



Instruction Manual

Thank you for purchasing SimplyShade's Isabela Auto Tilt Market Umbrella.

Please remove all contents from the package, inspect and review checklist.

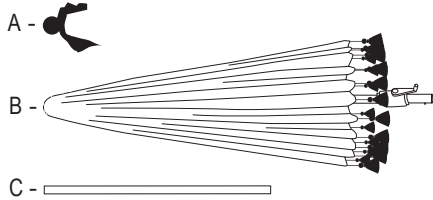
CAUTION: To reduce personal injury and damage to your umbrella, read and follow this assembly and operation guide. We recommend a two-person team for assembly and disassembly. *Save information for future reference.*

ISABELA AUTO TILT CHECKLIST

A - (1) Finial

B - (1) Canopy/Mainframe

C - (1) Bottom Pole




IMPORTANT:

It is imperative to use appropriate base weight for your size umbrella. The minimum base weight recommended for the 8.5' Isabela is 50 lb.

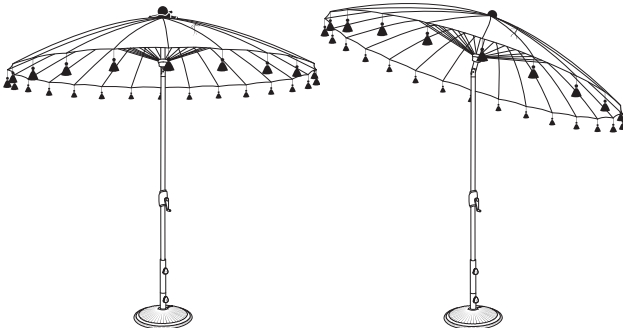
STEP 1 Set Up

Carefully remove umbrella from box. Attach finial to top of canopy/mainframe. Insert bottom pole into canopy/mainframe pole. Line up button with hole and snap into place.



STEP 2 Opening & Tilting Umbrella

Turn the umbrella upright and insert into base (sold separately). Crank handle clockwise to open umbrella to its fully open position. To tilt, continue to turn the crank to desired position.



STEP 3 Closing Umbrella

Turn crank handle in counter clockwise direction to bring umbrella back to a horizontal position. Continue to turn crank handle in counter-clockwise direction to close umbrella. Tie strap around canopy to secure.



S A F E T Y P R E C A U T I O N S :

- To reduce risk of personal injury in which a person is injured or harmed, and/or damage to personal property, read and follow the Assembly Guide prior to assembling and operating umbrella and base.
- Close and store the umbrella in windy conditions or when a storm approaches. Never allow the umbrella to flap in the wind; this could cause personal injury, damage to personal property, damage to umbrella and/or umbrella canopy. Do not use tilting function during windy conditions.
- Keep umbrella secured to umbrella base at all times. Base knobs may loosen over time. Simply tighten base knobs during use of umbrella to ensure umbrella is secure.
- Do not leave open umbrella unattended. If damage occurs, this is not covered by the warranty.
- When adjusting the umbrella, make sure that no person(s), item(s) or personal property are close to the umbrella. This is important to prevent injury or material damage.
- Do not allow children to play on or with umbrella or umbrella base.
- When adjusting or assembling the umbrella or umbrella base, make sure fingers, toes or any other parts of the body are clear from moving parts. Failing to do so may result in serious injury.

C A R E A N D M A I N T E N A N C E :

- When not in use, close and cover umbrella with a protective cover (sold separately).
- Allow a wet canopy to dry opened up.
- If necessary, clean the fabric with lukewarm water, mild detergent, and a sponge.
- Wipe sliding marks on the aluminum poles with a damp cloth.

Winter Storage:

- Store in a dry, protective place.

After the Winter:

- Check the condition and function of the umbrella. Any defects must be repaired by a professional.

WARRANTY:

SimplyShade warrants this product (in residential use) to be free from defects in original materials and workmanship for a period of 1 year from the date of purchase. If a defect in the original material or workmanship appears during the warranty period; SimplyShade will (at its option) repair or replace the product without charge. Limited warranty against fabric fading, depending on fabric.

Please contact your original authorized SimplyShade dealer with a description of the defect. The dealer will verify the defect and work closely with SimplyShade to obtain the necessary service. In many cases, simple problems can be solved with a replacement part that can be shipped directly to the dealer for professional installation/repair.

In the event that warranted factory service is required, SimplyShade will assume the responsibility of the return freight charges on warranted product for 1 year only.

Returned product that (upon receipt and inspection) is deemed to be “not covered” under our warranty, will be shipped/billed at your expense.

This warranty gives you specific legal rights, and you may have other rights which vary from state to state.

NOTE: Failure caused by unreasonable or abusive use, or failure caused by neglect of reasonable and necessary care are not covered by this warranty.

Additionally, acts of nature (including but not limited to wind, hurricanes, tornadoes, and storms) are not covered by this warranty.



www.simplyshade.com